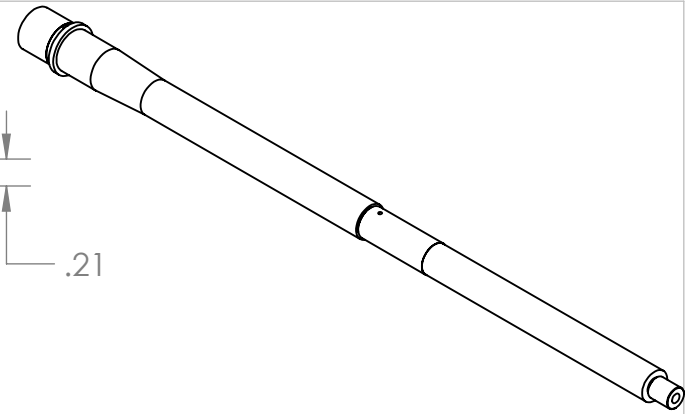
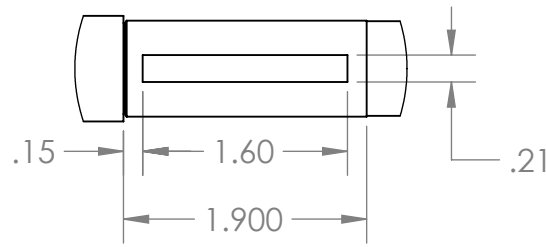
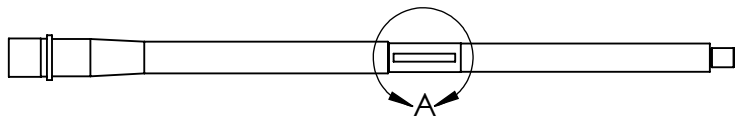
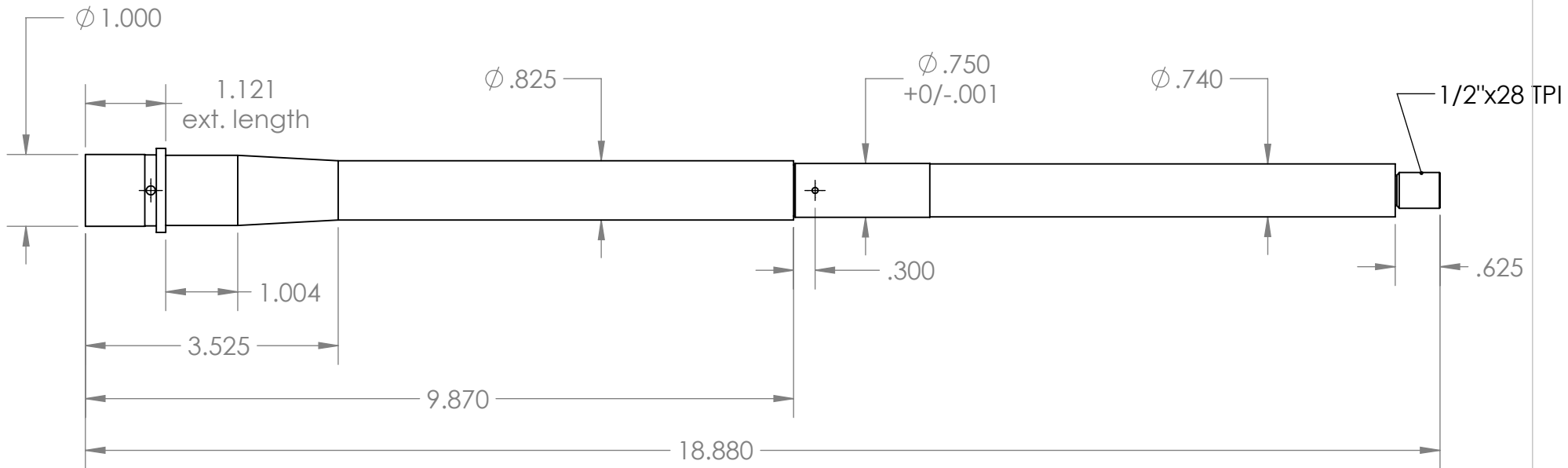


Details of setscrew flat opposite gas port hole



DETAIL A  
SCALE 1 : 1.5



Finished drop-in type AR  
Mid-length gas system

UNLESS OTHERWISE SPECIFIED: DIMENSIONS ARE IN INCHES TOLERANCES: Unless otherwise specified ANGULAR: MACH $\pm 1^\circ$ TWO PLACE DECIMAL $\pm .010$ THREE PLACE DECIMAL $\pm .005$	NAME	DATE
	DRAWN	DL
	CHECKED	
	ENG APPR.	
	MFG APPR.	
INTERPRET GEOMETRIC TOLERANCING PER:	Q.A.	

**Lilja Precision Rifle Barrels, Inc.**  
P.O. Box 372, Plains, MT 59859  
406-826-3084  
www.riflebarrels.com

**PROPRIETARY AND CONFIDENTIAL**  
THE INFORMATION CONTAINED IN THIS DRAWING IS THE SOLE PROPERTY OF Lilja Precision Rifle Barrels, Inc. ANY REPRODUCTION IN PART OR AS A WHOLE WITHOUT THE WRITTEN PERMISSION OF Lilja Precision Rifle Barrels, Inc. IS PROHIBITED.

MATERIAL  
**416 Stainless Steel**  
FINISH  
DO NOT SCALE DRAWING

Note: calculated weight shown at lower right, is for a .224 groove diameter at full length. Shorter lengths and fitting and chambering or caliber change will change weight.

SIZE <b>A</b>	DWG. NO. O00319	REV
WEIGHT IN POUNDS: 2.47		SHEET 1 OF 1