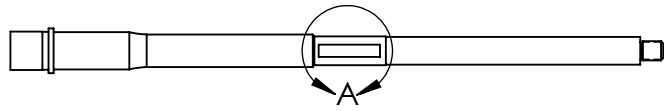
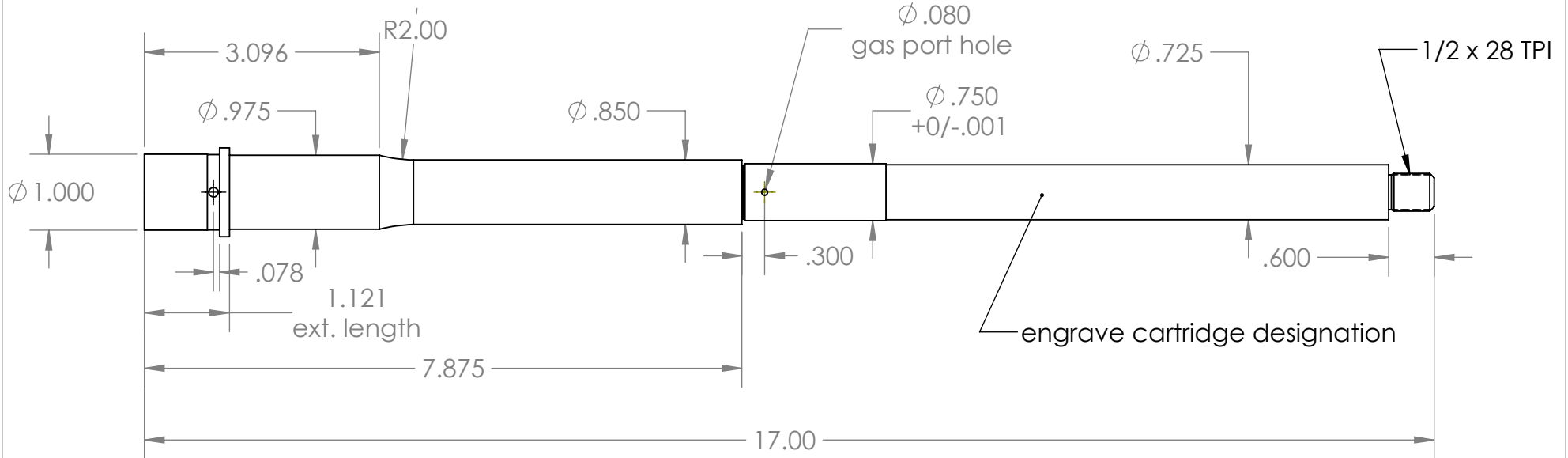
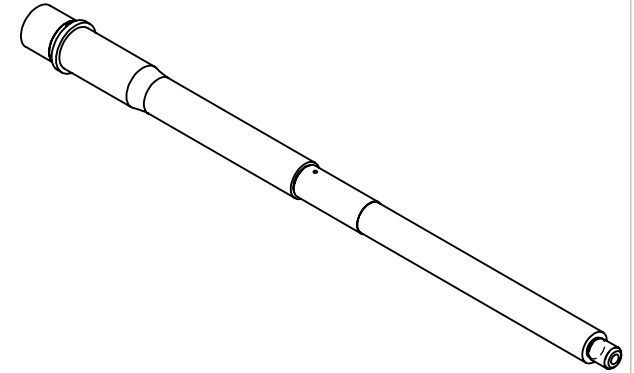
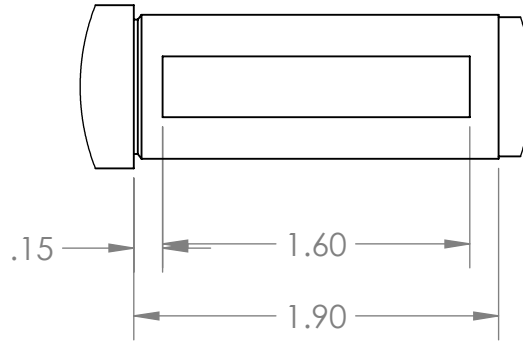


Detail of setscrew flat opposite gas port hole



DETAIL A
SCALE 1 : 1



UNLESS OTHERWISE SPECIFIED: DIMENSIONS ARE IN INCHES TOLERANCES: Unless otherwise specified ANGULAR: MACH ± 1° TWO PLACE DECIMAL ±.010 THREE PLACE DECIMAL ±.005		NAME	DATE
	DRAWN	DL	
	CHECKED		
	ENG APPR.		
	MFG APPR.		
	Q.A.		

Lilja Precision Rifle Barrels, Inc.
P.O. Box 372, Plains, MT 59859
406-826-3084
www.riflebarrels.com

PROPRIETARY AND CONFIDENTIAL
THE INFORMATION CONTAINED IN THIS DRAWING IS THE SOLE PROPERTY OF Lilja Precision Rifle Barrels, Inc. ANY REPRODUCTION IN PART OR AS A WHOLE WITHOUT THE WRITTEN PERMISSION OF Lilja Precision Rifle Barrels, Inc. IS PROHIBITED.

INTERPRET GEOMETRIC TOLERANCING PER:
MATERIAL
416 Stainless Steel
FINISH
DO NOT SCALE DRAWING

Note: calculated weight shown at lower right, is for a .224 groove diameter at full length. Shorter lengths and fitting and chambering or caliber change will change weight.

SIZE A	DWG. NO. M4_navy	REV
WEIGHT IN POUNDS: 2.25		SHEET 1 OF 1